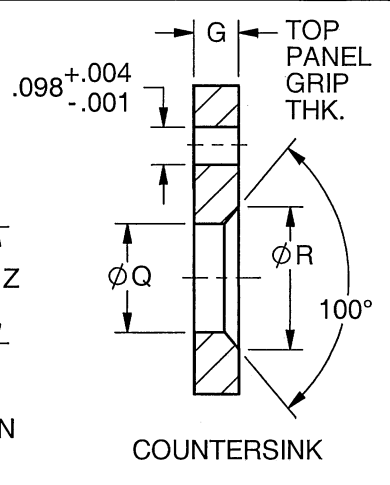
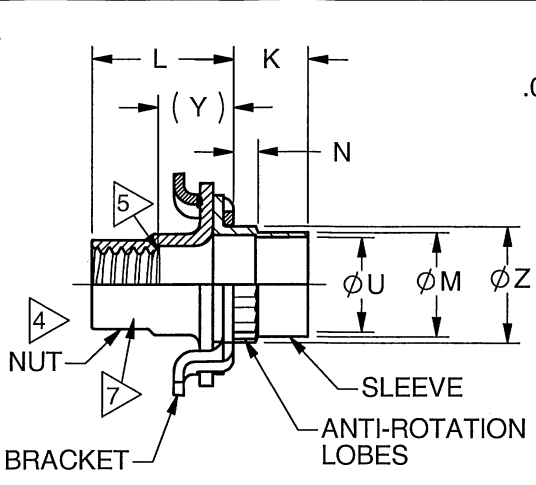
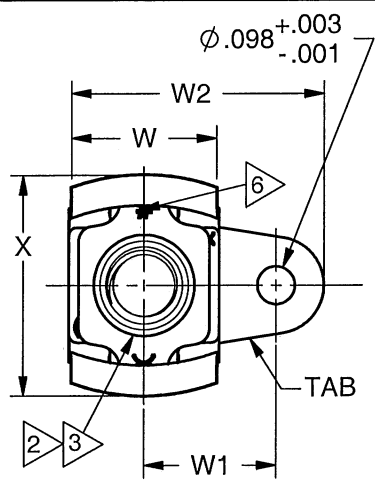


ORIGINAL
 Red Ink Indicates
Original Copy

REV **E**
S-3300
 DRAWING NO.

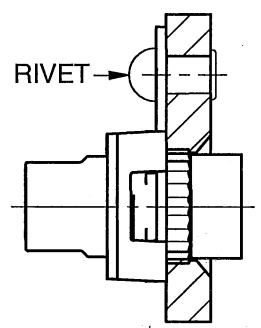
THIS DRAWING, THE STRUCTURAL DESIGN DISCLOSED THEREIN, THE TECHNICAL DATA AND ENGINEERING SERVICE REPRESENTED THEREBY ARE THE EXCLUSIVE PROPERTY OF HUCK INTERNATIONAL, INC.



NUT ASSEMBLY BEFORE MOUNTING

PANEL PREPARATION

| THREAD SIZE CODE | Ø M +.000 - .006 | Ø Q +.004 - .001 | | Ø R ±.005 | Ø U +.005 - .002 | Ø W ±.005 | Ø W 1 ±.005 | Ø W 2 MAX | X ±.017 | Ø Z ±.003 |
|------------------|------------------|------------------|------|-----------|------------------|-----------|-------------|-----------|---------|-----------|
| | | SOFT | HARD | | | | | | | |
| 10 | .270 | .272 | .281 | .370 | .245 | .390 | .343 | .687 | .564 | .299 |



NUT ASSEMBLY AFTER MOUNTING

PART NUMBER CALLOUT
 RFGD 6010 L -10-()-()

MODEL: RFGD
 SERIES: 6010 L

| NUT HEIGHT CODE | L | (Y) REF THREAD RELIEF |
|-----------------|------|-----------------------|
| 1 | .233 | .068 |
| 2 | .295 | .128 |
| 3 | .357 | .190 |
| 4 | .420 | .252 |

| GRIP CODE | G TOP PANEL GRIP THICKNESS | K | N | GRIP CODE | G TOP PANEL GRIP THICKNESS | K | N |
|-----------|----------------------------|------|-----------|-----------|----------------------------|------|-----------|
| AA | .055 -.073 | .073 | .020-.037 | H | .290 -.320 | .316 | .053-.075 |
| A | .074 -.106 | .099 | | J | .321 -.351 | .347 | |
| B | .107 -.133 | .130 | | K | .352 -.382 | .378 | |
| C | .134 -.165 | .161 | .053-.075 | L | .383 -.413 | .409 | |
| D | .166 -.196 | .192 | | M | .414-.444 | .440 | |
| E | .197 -.227 | .223 | | N | .445-.475 | .471 | |
| F | .228 -.258 | .254 | | P | .476-.506 | .502 | |
| G | .259 -.289 | .285 | | | | | |

| CODE | NUT TYPE |
|------|----------|
| L | LOCKING |

| THREAD SIZE CODE | THREAD SIZE PER MIL-S-8879 | LEAD |
|------------------|----------------------------|--------|
| 10 | .190-32 UNJF-3B | SINGLE |

| | | |
|-----|--------------------|----------|
| E | DCN 3891 | 12-22-05 |
| REV | DESCRIPTION/EC NO. | DATE |

UNLESS OTHERWISE SPECIFIED ALL DIMENSIONS IN INCHES
 TOLERANCE UNLESS OTHERWISE NOTED:
 .X = ±.05 ANGLES ±0.5°
 .XX = ±.02
 .XXX = ±.015

Alcoa Fastening Systems
 AEROSPACE FASTENER DIVISION
 3724 EAST COLUMBIA STREET
 TUCSON, ARIZONA 85714
 PHONE 520 519-7400
 FAX 520 519-7427
 www.alcoafasteners.com

| | | | |
|---|---------------------------------|-----------------|--|
| TITLE NUTPLATE, RIVETLESS, REPAIR, SIZE 10, VARIABLE NUT HEIGHT, FLOATING, 450° F | | | |
| DATE 09/21/2004 | PART NUMBER RFGD6010L | | |
| DRAWN JLS | DRAWING NO. S-3300 | | |
| CHECK <i>[Signature]</i> | CAGE CODE OHDW7 | REV E | |
| APPROVE | SCALE: 2:1 | SHEET 1 OF 2 | |

ORIGINAL
Red Ink Indicates
Original Copy

REV **E**
S-3300
 DRAWING NO.

MATERIAL:
 BRACKET: 1050 CARBON STEEL PER AMS 5085, HEAT TREAT TO HRC 40-50



NUT: 1050 CARBON STEEL PER AMS 5085 OR 4130 ALLOY STEEL PER MIL-S-6758 OR AMS 6348, AMS 6351, HEAT TREAT TO 160 KSI MIN ULTIMATE TENSILE STRENGTH

SLEEVE: CRES PER AMS 5639 (304) OR AMS 5514 (305)

FINISH:
 BRACKET, SLEEVE & NUT: CAD PLATE PER AMS QQ-P-416, TYPE II, CLASS 2

NUT: DRI-FILM LUBE PER MIL-PRF-46010

- NOTES:**
- 1 ▷ SOFT: DIMENSIONS FOR SOFT ALUMINUM ALLOYS AND PLASTICS
 HARD: DIMENSIONS FOR HARD ALUMINUM ALLOYS AND STEEL
 - 2 ▷ A MINIMUM OF TWO THREADS ARE DEFORMED TO PRODUCE SELF-LOCKING ACTION PER NASM 25027 WHEN LOCKING FEATURE IS DESIRED.
 - 3 ▷ NUT ELEMENT HAS .060 TOTAL RADIAL FLOAT FOR GRIP CODES "AA" THRU "C", AND .046 MINIMUM RADIAL FLOAT FOR GRIP CODES GREATER THAN "C".
 - 4 ▷ FOR NUT ELEMENT REPLACEMENT PART NUMBER, SEE SALES DRAWING 2-0877.
 - 5 ▷ COUNTERBORE DEPTH FOR NUT ELEMENT DESIGNATION:

| NUT HEIGHT CODE | OPTION A (STAMPING)  | OPTION B (COLOR CODE)  |
|-----------------|---|---|
| 1 | NONE | LIGHT BLUE |
| 2 | 2 | WHITE |
| 3 | 3 | PINK |
| 4 | 4 | FLUORESCENT ORANGE |

NOTE: IN CASE BOTH CODE DESIGNATIONS EXIST ON A PART, COLOR CODE DESIGNATION WILL TAKE PRECEDENCE.

- 6 ▷ LOCATION OF "OPTION A" STAMP CODE. SEE NOTE 5 FOR STAMP CODES.
- 7 ▷ BARREL OF NUT COLOR CODED PER "OPTION B". SEE NOTE 5 FOR COLOR CODES.
- 8 ▷ DIMENSIONS APPLY AFTER INSTALLATION.
- 9 NUT ELEMENT REMOVAL TOOL AVAILABLE: PART NO. RB6527.
- 10 FOR HIGH VOLUME INSTALLATION RATES, ALTERNATE POWER TOOLING IS AVAILABLE:
 PNEUMATIC "C" YOKE: PART NO. PTF7503-() AND PTE7503-() (S-1086).
 AIR-HYDRAULIC GUN: PART NO. DT1280-() (S-2527), AND DT1420-() (S-2760 & S-2907)

INSTALLATION TOOLS: () INDICATES NUT HEIGHT CODE

COMPLETE ASSEMBLY DCST8600-10-() INCLUDES NOSE PIECE, PULLER & HANDLE

OR


ARBOR PRESS TOOL: HWS7659-10, ANVIL: HWS7658-10, FORMER: HWS7657-10,
 NOSE PIECE: DCSN86130-10, PULLER: DPT86230-10, HANDLE ASSEMBLY: TA 7533

THIS DRAWING, THE STRUCTURAL DESIGN DISCLOSED THEREIN, THE TECHNICAL DATA AND ENGINEERING SERVICE REPRESENTED THEREBY ARE THE EXCLUSIVE PROPERTY OF HUCK INTERNATIONAL, INC.

| | | |
|---|--------------------|--------------|
| E | DCN 3891 | 12-22-05 |
| REV | DESCRIPTION/EC NO. | DATE |
| UNLESS OTHERWISE SPECIFIED ALL DIMENSIONS IN INCHES | | |
| TOLERANCE UNLESS OTHERWISE NOTED: | | |
| .X | = ±.05 | ANGLES ±0.5° |
| .XX | = ±.02 | |
| .XXX | = ±.015 | |


Alcoa Fastening Systems

AEROSPACE FASTENER DIVISION
 3724 EAST COLUMBIA STREET
 TUCSON, ARIZONA 85714
 PHONE 520 519-7400
 FAX 520 519-7427
www.alcofasteners.com

| | | | |
|---|-------------|--------------|--|
| TITLE | | | |
| NUTPLATE, RIVETLESS, REPAIR, SIZE 10, VARIABLE NUT HEIGHT, FLOATING, 450° F | | | |
| DATE | PART NUMBER | | |
| 09/21/2004 | RFGD6010L | | |
| DRAWN | DRAWING NO. | | |
| JLS | S-3300 | | |
| CHECK | CAGE CODE | REV | |
|  | OHDW7 | E | |
| APPROVE | SCALE: 2:1 | SHEET 2 OF 2 | |