

# Torque Multiplier

CATALOG



# Table of Contents

---

- (1.1) Torque Multiplier Intro
- (1.2) Torque Multiplier Intro
  
- (1.3) Torque Chart
- (1.4) EFCip
  
- (1.5) EF & EFW
- (1.6) EF & EFW
  
- (1.7) CLD
- (1.8) CLS
  
- (1.9) MTM
- (1.10) HG
  
- (1.11) HSD
- (1.12) RG
  
- (1.13) Accessories
- (1.14) 6Pt Sockets

Mountz Eliminator Torque Multipliers are available in hand, pneumatic and electric models. These tools are the ideal solution for true torque control, speed, power, physical ease, silence and safety.



# Torque Multipliers

In nearly every heavy industrial application, turning threaded fasteners, nuts and bolts is generally viewed by **two criteria**:

(1) The need to fasten tightly enough to prevent movement of parts and achieve a good seal without exceeding the fastener's elasticity level.

(2) Successful removal of fasteners after long periods of environmental exposure to harsh conditions.

Selecting the right heavy torque tool for the job is crucial. When it comes to turning nuts and bolts, especially stubborn corroded ones, what could be more basic than power?

You need controlled power. That is, "**controlled torque**," which provides smooth torque, with continuous rotation. Otherwise, you could outdo yourself and strip threads, break bolt heads or even cause personal injury.

Technicians are finding that the best solution for applying high torque today is with a complete range of torque control products, including manual and powered torque wrenches and torque multipliers.

**Mountz torque multipliers provide precision torque control, making it easier and often safer to assemble and service threaded fasteners while reducing application problems and tool costs.**

## **Mountz Torque Multipliers vs. Hydraulics Wrenches -**

Hydraulic wrenches are notorious for their heavy ratchets, bulky compressors and laborious operation. Hydraulic tools operate through a hydraulic ram that extends and retracts, ratcheting the head. This is a long and tedious process that requires the operator to activate and stand by the pump with a hand-held controller.


Torque Multipliers increase speed and productivity, as it is faster than a hydraulic wrench and is less expensive. Designed to deliver smooth torque control, with "continuous" rotation, these torque multipliers eliminate the cumbersome set up time and slow ratcheting process of hydraulic wrenches.

## **Mountz Torque Multipliers vs. Impact Wrenches -**

Impact wrenches are destructive by nature with its "hammering" design. These tools are not ergonomically friendly to an operator and require a high maintenance budget. Mountz torque multipliers are ergonomically safer than the harmful hammering of impact wrenches and eliminates frequently costly repairs of impact wrenches.








**HAND MULTIPLIERS**

These torque multipliers are the ideal tools for applications where air and electricity aren't easily accessible. The gearing design allows for a high torque output with minimal input. Commonly used in petrochemical, power generation, transportation, shipping and maintenance industries.

Page 01.9 - 01.11



**PNEUMATIC MULTIPLIERS**

Designed for precision tightening and loosening of all heavy duty fastening connections the pneumatic multipliers are non-impacting and operate at a smooth, continuous rotation. The torque control is obtained with the use of an air pressure regulator and the tool will shut off once torque is achieved.

Page 01.7, 01.8, 01.12



**ELECTRIC MULTIPLIERS**

Electric multipliers increase speed and productivity. With a brushless motor design these tools are low maintenance and feature a universal AC Input (100-253V / 45-66 Hz). The speed, frequency and torque are correspondingly regulated and controlled with a built-in controller. The electric multipliers are non-impacting and operate at a smooth, continuous rotation.

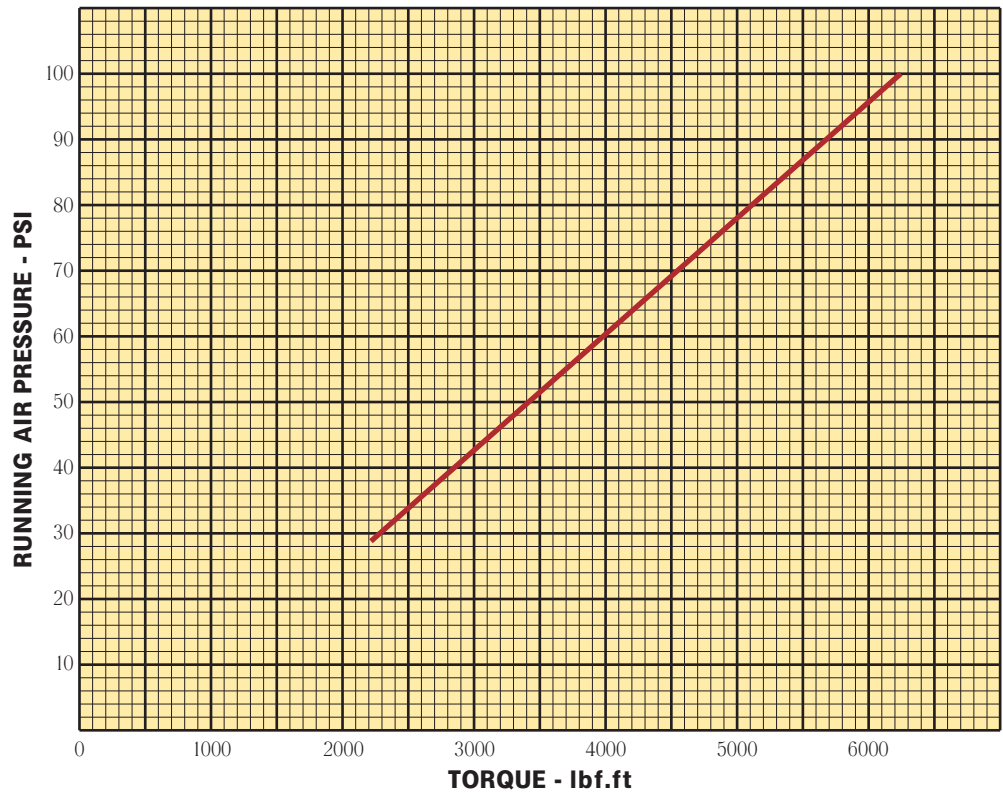
Page 01.4 - 01.6



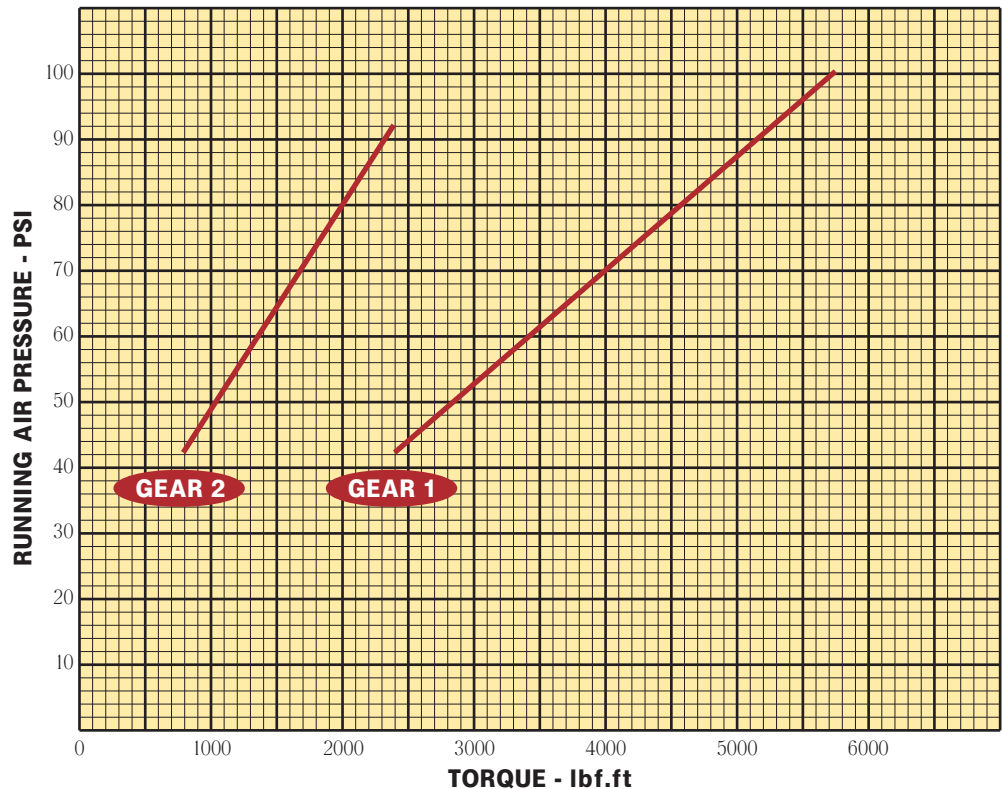
# Torque Chart

Eliminator CLD & CLS

## ELIMINATOR CLD



## ELIMINATOR CLS



### PHYSICAL EASE

Vibration-free operation prevents operator fatigue.

### NOISE

Only 81 decibels at three feet (one meter).

### SAFETY

Smooth continuous operation is safer than the vibration and hammering of typical impact wrenches.

### TORQUE CONTROL

Torque control is obtained with the use of an air pressure regulator. Exhaustive tests have shown that torque multipliers will stall out consistently to within  $\pm 5\%$  of the same torque figure at a given constant air pressure.

### NOTE!

All curves are approximate values. Many factors such as differences in compressed air supplies, joint characteristics, and other application related variables can cause deviations from reported torque output.

# EFCip

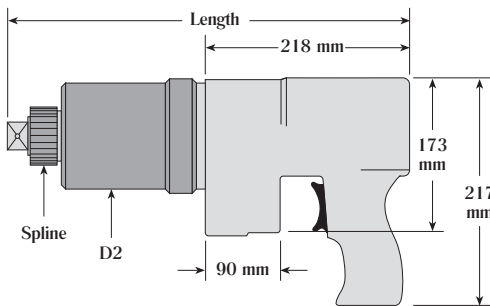
Electric Torque Multiplier  
(with built-in controller)

## STANDARD

Model	Item #	Torque Ranges		Speed RPM
		lbf.ft	N.m	
EFCip10	210300	52 - 295	70 - 400	76
EFCip20	210301	59 - 442	80 - 600	38
EFCip30	210302	111 - 727	150 - 1000	24
EFCip40	210303	185 - 1106	250 - 1500	15
EFCip50	210304	221 - 1327	300 - 1800	13
EFCip60	210305	332 - 1843	450 - 2500	12
EFCip70	210307	443 - 2581	600 - 3500	9
EFCip80	210308	590 - 3097	800 - 4200	7
EFCip90	210310	738 - 3688	1000 - 5000	6
EFCip100	210311	959 - 4646	1300 - 6300	4

## PLUS

Model	Item #	Torque Ranges		Speed RPM
		lbf.ft	N.m	
EFCip10 Plus	210312	52 - 295	70 - 400	76
EFCip20 Plus	210313	59 - 442	80 - 600	38
EFCip30 Plus	210314	111 - 727	150 - 1000	24
EFCip40 Plus	210316	185 - 1106	250 - 1500	15
EFCip50 Plus	210315	221 - 1327	300 - 1800	13
EFCip60 Plus	210661	332 - 1843	450 - 2500	12
EFCip70 Plus	210318	443 - 2581	600 - 3500	9
EFCip80 Plus	210319	590 - 3097	800 - 4200	7
EFCip90 Plus	210320	738 - 3688	1000 - 5000	6
EFCip100 Plus	210662	959 - 4646	1300 - 6300	4



## DIMENSIONS and WEIGHT

Model	Square Drive	Spline Dia. mm	D2 mm	Length		Weight lbs.
				in.	mm	
EFCip10	3/4"	41	85	13	330	19.8
EFCip20	3/4"	41	85	13	330	19.8
EFCip30	3/4"	41	85	13	330	19.8
EFCip40	1"	54	85	15	382	22
EFCip50	1"	54	85	15	382	22
EFCip60	1"	54	98	15.3	388	24.2
EFCip70	1 1/2"	72	98	16	406	29.1
EFCip80	1 1/2"	72	123	16	406	29.1
EFCip90	1 1/2"	72	123	16.9	428	38.6
EFCip100	1 1/2"	72	123	16.9	436	40.8



Torque Multipliers are part of our Rental Program. Ask a customer service representative about availability.



## KEY FEATURES

- Accuracy better than  $\pm 5\%$ .
- Precision tightening and loosening of all heavy duty fastening connections.
- Shuts-off when pre-set torque is achieved. Non-impacting and operates at a smooth, continuous rotation.
- Increases speed and productivity, 5-10 times faster than slow ratcheting hydraulic wrenches. Less expensive than hydraulic wrenches.
- Ergonomically safer than the harmful hammering of impact wrenches. Eliminates frequent and costly repairs of impact wrenches.
- Standard models feature LED Display or "Plus" models feature LC Display.
- Microprocessor controlled. The speed, frequency and torque correspond with built-in controller (no separate box needed).
- Brushless motor design provides low maintenance.
- Over-heat protection.
- Universal AC Input (100-253V / 45-66 Hz).
- The handle can "free float" or locks in set position.
- Protected against dampness and spattered water, IP54 protection.



## STANDARD MODELS

Feature LED Display: Preset torque with 19 stages as well as adjustable torque direction.



## PLUS MODELS

Feature LC Display: Preset torque & rotation angle can be set and displayed as well as adjustable torque direction.



etorque.com

ISO 9001 and ISO 17025 Company

EFCip  
01.4





Torque  
Multipliers

Accessories



**RETENTION RING**

Used to hold a reaction foot, bar or ring on the Multiplier.  
See Page 01.13

Accessories



**6 PT. IMPACT SOCKETS**

A wide range of durable sockets available.  
See Page 01.14

**KEY FEATURES**

- Accuracy better than  $\pm 5\%$ .
- Precision tightening and loosening of all heavy duty fastening connections.
- Shuts-off when pre-set torque is achieved. Non-impacting and operates at a smooth, continuous rotation.
- Increases speed and productivity, 5-10 times faster than slow ratcheting hydraulic wrenches. Less expensive than hydraulic wrenches.
- Ergonomically safer than the harmful hammering of impact wrenches. Eliminates frequent and costly repairs of impact wrenches.
- Standard models feature LED Display or "Plus" models feature LC Display.
- Microprocessor controlled. The speed, frequency and torque correspond with built-in controller (no separate box needed).
- Brushless motor design provides low maintenance.
- Over-heat protection.
- Universal AC Input (100-253V / 45-66 Hz).
- The handle can "free float" or locks in set position.

# EF & EFW

Electric Torque Multipliers (with built-in controller)

**EF Series**  
In-Line  
Multiplier



**EFW Series**  
Right Angle  
Multiplier



## PLUS MODELS

**Feature LC Display:**  
Preset torque & rotation angle can be set and displayed as well as adjustable torque direction.



## STANDARD MODELS

**Feature LED Display:**  
Preset torque with 19 stages as well as adjustable torque direction.



## LEGEND

- A** On/Off
- B** Torque Setting
- C** Rotation Angle Setting
- D** Right/Left Indicator
- E** Controls for Settings
- F** Operation Buttons: CW Direction, Start/Stop, and CCW Direction

EF				EFW				Torque Ranges		Speed RPM
Model	Item #	Model	Item #	Model	Item #	Model	Item #	lbf.ft	N.m	
EF100	210604	EF100Plus	210624	EFW100	210614	EFW100Plus	210634	118 - 796	160 - 1080	33
EF200	210605	EF200Plus	210625	EFW200	210615	EFW200Plus	210635	221 - 1548	300 - 2100	16
EF250	210606	EF250Plus	210626	EFW250	210616	EFW250Plus	210636	320 - 1987	435 - 2695	14
EF300	210607	EF300Plus	210627	EFW300	210617	EFW300Plus	210637	368 - 2286	500 - 3100	12
EF400	210608	EF400Plus	210628	EFW400	210618	EFW400Plus	210638	663 - 3134	900 - 4250	8
EF600	210609	EF600Plus	210629	EFW600	210619	EFW600Plus	210639	811 - 4536	1100 - 6150	7
EF800	210610	EF800Plus	210630	EFW800	210620	EFW800Plus	210640	1327 - 5752	1800 - 7800	4
EF1000	210611	EF1000Plus	210631	EFW1000	210621	EFW1000Plus	210641	1512 - 7228	2050 - 9800	3

## RENTAL!

Torque Multipliers are part of our Rental Program. Ask a customer service representative about availability.

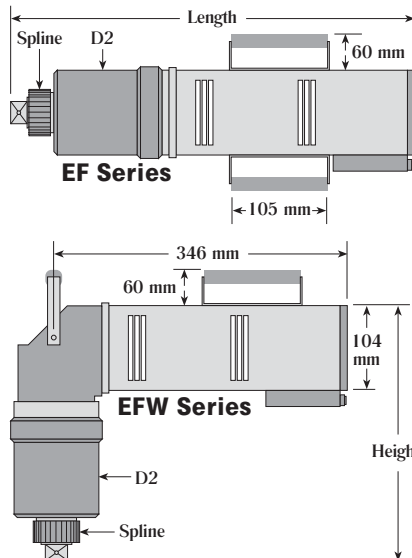
## NOTE!

Remote Control operation available. See Accessories page 01.13

All Weather models available.

## DIMENSIONS and WEIGHT

Model	Square Drive	Spline Dia. mm	D2 mm	Length in.	Length mm	Weight lbs.
EF100	1"	54	85	20.2	515	28.5
EF200	1"	54	85	20.2	515	28.5
EF250	1"	54	85	20.2	515	28.5
EF300	1"	72	98	20.2	515	31
EF400	1 1/2"	72	98	20.6	525	32
EF600	1 1/2"	72	123	21.6	550	42
EF800	1 1/2"	72	148	21.8	555	48.5
EF1000	1 1/2"	91	173	21.8	555	59.5



Model	Square Drive	Spline Dia. mm	D2 mm	Height in.	Height mm	Weight lbs.
EFW100	3/4"	54	85	11.2	285	30
EFW200	1"	54	85	11.2	285	30
EFW250	1"	54	85	11.2	285	30
EFW300	1"	72	98	12	305	30
EFW400	1 1/2"	72	98	12.5	320	35
EFW600	1 1/2"	72	123	13.7	350	44
EFW800	1 1/2"	72	148	13.7	350	52.5
EFW1000	1 1/2"	91	173	15	380	64





# CLD

## Pneumatic Torque Multiplier (Rotating Body Tool)

Model	Item #	Torque Ranges		Square Drive
		lbf.ft	N.m	
CLD55	210572	121 - 357	165 - 485	3/4"
CLD85	210573	225 - 660	305 - 895	3/4"
CLD85	210574	225 - 660	305 - 895	1"
CLD105	210575	270 - 796	365 - 1080	1"
CLD125	210576	332 - 970	450 - 1315	1"
CLD155	210577	435 - 1275	590 - 1730	1"
CLD225	210571	671 - 1970	910 - 2670	1"
CLD280	210578	870 - 2552	1180 - 3460	1"
CLD380	210579	1100 - 3230	1490 - 4380	1 1/2"
CLD580	210580	1534 - 4510	2080 - 6115	1 1/2"
CLD780	210581	1925 - 5660	2610 - 7675	1 1/2"
CLD980	210582	2810 - 8257	3810 - 11195	1 1/2"

Torque Multipliers

### KEY FEATURES

- Accuracy better than  $\pm 5\%$ .
- Compact design is safe, easy, and simple to handle.
- Precision tightening and loosening of all heavy duty fastening connections.
- Flexible tool positioning with 360° rotating handle.
- Shuts-off when pre-set torque is achieved. Non-impacting and operates at a smooth, continuous rotation.
- Torque adjustment and control is regulated by the Lubro Control Unit (LCU) via the air supply.
- Multiplier increases speed and productivity, as it is faster than a hydraulic wrench and is less expensive. Eliminates the cumbersome set up time and slow ratcheting process of hydraulic wrenches.
- Ergonomically safer than the harmful hammering of impact wrenches. Eliminates the frequent costly repairs of impact wrenches.
- Heavy-duty gearbox.

### Accessories



### REACTION RING

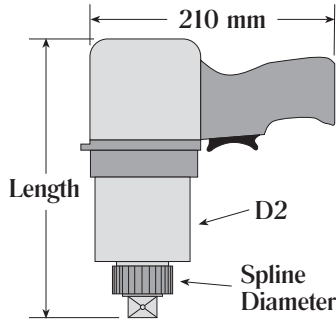
Reaction Devices:  
Foot, Bar and Ring.  
See Page 01.13




### 6 PT. IMPACT SOCKETS

A wide range of durable sockets available.  
See Page 01.14

Model	Speed RPM	Spline Dia. mm	D2 mm	Length		Weight lbs.
				in.	mm	
CLD55	48	41	85	11	280	15
CLD85	25	41	85	11.8	300	18
CLD85	25	54	85	11.8	300	18
CLD105	15	54	85	11.8	300	18
CLD125	12	54	85	11.8	300	18
CLD155	10	54	85	11.8	300	18
CLD225	8	54	85	11.8	300	20
CLD280	6.5	54	85	11.8	300	20
CLD380	4	72	98	12.6	320	26
CLD580	2.5	72	123	13.8	350	35
CLD780	1	72	148	13.8	350	42
CLD980	0.5	91	173	14.6	370	55



Connect With A:



### LCU-2

Our Lubro-Control Unit is designed to provide a controlled supply of filtered, regulated and lubricated compressed air to the Multiplier.  
See Page 01.13

**NOTE!**  
All Pneumatic Multipliers should use a high quality air filter regulator.

**R RENTAL!**  
Torque Multipliers are part of our Rental Program. Ask a customer service representative about availability.

# CLS

## Pneumatic Torque Multipliers (Fixed Body Tool)

Accuracy better than  $\pm 5\%$ .

Compact design is safe, easy, and simple to handle.

Precision tightening and loosening of all heavy duty fastening connections.

Two Options; Single Speed models are high speed with low torque range, and Two Speed models feature manual two-speed gearbox for controlled screw tightening with high torque range.

Shuts-off when pre-set torque is achieved. Non-impacting and operates at a smooth, continuous rotation.

Torque adjustment and control is regulated by the Lubro Control Unit (LCU) via the air supply.

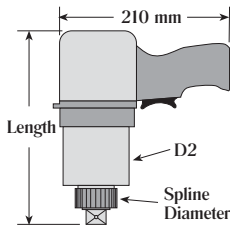
Multiplier increases speed and productivity, as it is faster than a hydraulic wrench and is less expensive. Eliminates the cumbersome set up time and slow ratcheting process of hydraulic wrenches.

Ergonomically safer than the harmful hammering of impact wrenches. Eliminates the frequent costly repairs of impact wrenches.

Heavy-duty gearbox.



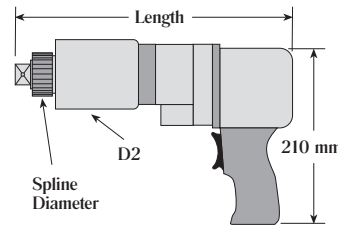
Torque Multipliers



### NOTE!

All models supplied with Reaction Foot, except \*.

All Pneumatic Multipliers should use a high quality air filter regulator.



Accessories  
See Page 01.13

### SINGLE SPEED

Model	Item #	Torque Ranges		Square Drive
		lbf.ft	N.m	
CLS15	213030	44 - 162	60 - 220	1/2"
CLS15	213031	44 - 162	60 - 220	3/4"
CLS25	213032	70 - 206	95 - 280	1/2"
CLS25	213033	70 - 206	95 - 280	3/4"
CLS35	213034	99 - 287	135 - 390	3/4"
CLS45	213035	121 - 357	165 - 485	3/4"
CLS75	213036	225 - 660	305 - 895	3/4"
CLS95	213037	269 - 796	365 - 1080	3/4"
CLS135	213038	365 - 1069	495 - 1450	1"
CLS175	213039	475 - 1401	645 - 1900	1"
CLS255	213040	671 - 1969	910 - 2670	1"
CLS315	213041	870 - 2551	1180 - 3460	1"
CLS1700*	213021	1180 - 12540	1600 - 17000	2 1/2"

### TWO SPEED

Model	Item #	Torque Ranges		Square Drive
		lbf.ft	N.m	
CLS2/100	213001	88 - 830	120 - 1125	3/4"
CLS2/100	213002	88 - 830	120 - 1125	1"
CLS2/150	213014	125 - 1191	170 - 1615	1"
CLS2/300	213003	284 - 2651	385 - 3595	1"
CLS2/400	213004	398 - 3728	540 - 5055	1 1/2"
CLS2/600	213006	620 - 5800	840 - 7865	1 1/2"
CLS2/800	213008	745 - 6960	1010 - 9435	1 1/2"
CLS2/1000	213010	866 - 8120	1175 - 11010	1 1/2"
CLS2/4800*	213005	3466 - 35845	4700 - 48600	2 1/2"

\* Supplied with Reaction Ring


Model	Speed RPM	Spline Dia. mm	D2 mm	Length		Weight lbs.
				in.	mm	
CLS15	60	41	85	10	255	13.2
CLS15	60	41	85	10	255	13.2
CLS25	38	41	85	10	255	14.3
CLS25	38	41	85	10	255	14.3
CLS35	34	41	85	10	255	14.3
CLS45	27	41	85	10	255	14.3
CLS75	19	41	85	10.9	277	16.5
CLS95	13	41	85	10.9	277	16.5
CLS135	9	54	85	11.8	300	17.6
CLS175	7	54	85	11.8	300	17.6
CLS255	6	54	85	13	330	19.8
CLS315	4	54	85	13	330	19.8
CLS1700* 1	*	275	22.4	570	132	

\* Supplied with Reaction Ring



### REACTION BAR

Reaction Devices:  
Foot, Bar and Ring.



### LCU-2

Our Lubro-Control Unit is designed to provide a controlled supply of filtered, regulated and lubricated compressed air to the Multiplier.



### RENTAL!

The CLS is part of our Rental Program. Ask a customer service representative about availability.

etorque.com

ISO 9001 and ISO 17025 Company

# MTM

## Hand Multiplier

Model	Item #	Maximum Torque			
		Input		Output	
		lbf.ft	N.m	lbf.ft	N.m
MTM-15	215026	170	231	1105	1500
MTM-27	215027	559	758	2000	2700

Model	Female Input Square Drive	Male Output Square Drive	Torque
			Multiplication Ratio
MTM-15	1/2"	3/4"	6.5:1
MTM-27	3/4"	1"	3.3:1

### HEAD DIMENSIONS and WEIGHT

Model	Length		Height		Weight lbs.
	in.	mm	in.	mm	
MTM-14	6 1/3"	160	3 7/8"	97	5.7
MTM-27	7 1/2"	190	4 1/3"	111	7.5



#### MTM-15 Case Set

- Multiplier
- Reaction Bar (L = 380mm)
- Reaction 90° Base
- Reaction 90° Bar
- Breakaway Adapter



#### MTM-27 Case Set

- Multiplier
- Reaction Bar (L = 380mm)
- Reaction 90° Base
- Reaction 90° Bar



Torque Multipliers

#### KEY FEATURES

- Accuracy better than  $\pm 5\%$ .
- Precision tightening for heavy duty fastening connections.
- Constructed with quality steel and matted finish.
- Commonly used in construction, heavy equipment & power generation industries.
- Portable, compact and lightweight.
- Torque Multiplication Ratio - low energy input with high torque output.
- For operation in combination with a torque wrench.
- Ideal for remote locations where no source of power is available.
- Includes plastic case.



# HG

## Hand Multiplier

HG Model	Item #	Maximum Torque Output		Torque Multiplication Ratio	Gear Ratio
		lbf.ft	N.m		
H-10*	213700	1033	1400	3.5:1	4
H-15*	213701	1033	1400	3.5:1	4
HG-10	213702	1033	1400	3.5:1	4
HG-15	213703	1033	1400	3.5:1	4
HG-20	213704	2581	3500	11.5:1	16
HG-30	213705	3687	5000	14.3:1	18
HG-40	213706	4425	6000	16:1	21
HG-50	213707	5900	8000	20.5:1	24
HG-60	213708	8480	11500	23.2:1	28
HG-80**	213709	36880	50000	126:1	180


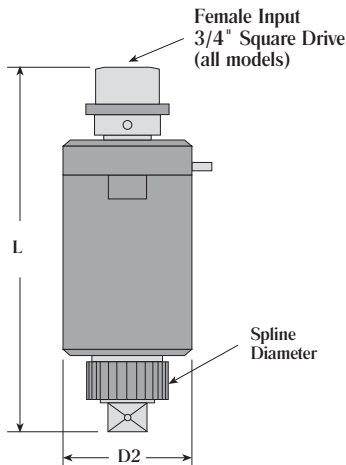
\*Not fitted with Anti-Windup.

\*\*All models supplied with Reaction Foot, except HG-80 supplied with Reaction Ring.

### DRIVE SIZE, DIMENSIONS and WEIGHT

Model	Square Drive Male Output	Spline Dia. mm	D2 mm	Length		Weight lbs.
				in.	mm	
H-10*	3/4"	41	85	7	180	8
H-15*	1"	41	85	7.9	200	8.8
HG-10	3/4"	54	85	7	180	8
HG-15	1"	54	85	7.9	200	8.8
HG-20	1"	54	85	9.3	235	13.3
HG-30	1 1/2"	72	98	9.8	250	15.6
HG-40	1 1/2"	72	123	11	280	33
HG-50	1 1/2"	72	148	11	280	35.3
HG-60	1 1/2"	91	173	11.4	290	61.8
HG-80	2 1/2"	*	275	14.2	360	128

\*Weights do not include reaction device.



### KEY FEATURES

- Accuracy better than  $\pm 5\%$ .
- Precision tightening and loosening of all heavy duty fastening connections.
- For operation in combination with a torque wrench.
- Torque Multiplication Ratio - low energy input with high torque output.
- Compact design allows for operation in space-restricted applications.
- Ideal tool for applications where air and electricity aren't easily accessible.
- Most models furnished with anti-windup ratchets allowing jobs to be performed easily, efficiently and safely.
- Shear pin at input drive protects gearbox in case of torque overload.
- Constructed with quality steel.
- Each tool contains extra shear pins and torque multiplication selection chart.

### Accessories



### 6 PT. IMPACT SOCKETS

A wide range of durable sockets available.  
See Page 01.14



### RETENTION RING

Holds a reaction foot, bar or ring on the Multiplier.  
See Page 01.13



### RATCHET END



### RENTAL!

Torque Multipliers are part of our Rental Program. Ask a customer service representative about availability.

# HSD

## Hand Multiplier - Sensor Controlled



Torque Multipliers



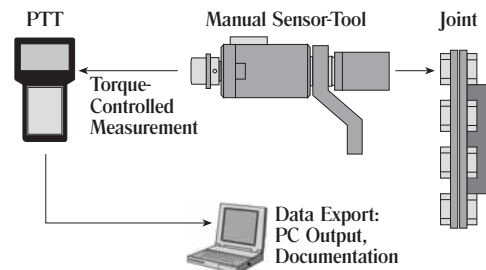
**HSD**  
Hand Multiplier  
Sensor Controlled

Model	Item #	Torque Ranges	
		lbf.ft	N.m
HSD 50	<b>213946</b>	37 - 368	50 - 500
HSD 100	<b>213947</b>	74 - 737	100 - 1000
HSD 200	<b>213948</b>	148 - 1475	200 - 2000
HSD 300	<b>213949</b>	222 - 2212	300 - 3000
HSD 400	<b>213942</b>	295 - 2950	400 - 4000
HSD 600	<b>213950</b>	443 - 4425	600 - 6000
HSD 800	<b>213952</b>	590 - 5900	800 - 8000
HSD 1000	<b>213953</b>	737 - 7375	1000 - 10000
HSD 2250	<b>213951</b>	1660 - 16595	2250 - 22500



### PTT - Bolt Audit Model

Sold Separately  
Item #072995



### KEY FEATURES

Accuracy better than  $\pm 1\%$ .

Hand Multiplier with built-in transducer.

Torque and Angle can be monitored or pre-set using the PTT inconjunction with the transducerized multiplier.

Precision tightening and loosening of all heavy duty fastening connections.

Low energy input with high torque output.

Export data to a PC for documentation control with PTT.

Using the PTT-2000 Bolt Audit Model with HSD, the system is designed for auditing a fastener for a test such as determining relaxation after a fastener has been tightened. The purpose of the bolt audit function is to report the degree of movement from the initial torque threshold to the final torque threshold. The PTT will display the final torque threshold and the total angle displacement, which has occurred from the initial torque threshold and final torque threshold.

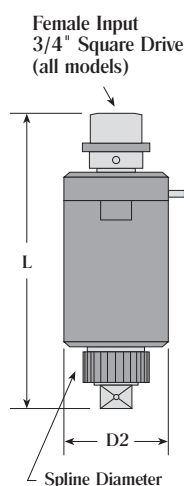
For operation in combination with a torque wrench.

### DIMENSIONS and WEIGHT

Model	Male Output Square Drive	Spline		Length		Weight lbs.**
		Dia. mm	D2 mm	in.	mm	
HSD 50	3/4"	41	85	8.7	220	12.3
HSD 100	1"	54	85	8.7	220	16.5
HSD 200	1"	54	85	11.6	295	17.6
HSD 300	1"	72	98	12.5	320	22
HSD 400	1 1/2"	72	98	12.5	320	23.1
HSD 600	1 1/2"	72	123	16.9	430	41.8
HSD 800	1 1/2"	72	148	16.9	430	44
HSD 1000	1 1/2"	91	173	17.3	440	70.5
HSD 2250	2 1/2"	*	275	20	510	137

\*All models supplied with Reaction Foot, except HSD 2250 supplied with Reaction Ring.

\*\*Weights do not include reaction device.



### RENTAL!

The HSD is part of our Rental Program. Ask a customer service representative about availability.



# RG (Radial Gearing)

## Pneumatic & Electric Radial Torque Multipliers

Accuracy better than  $\pm 5\%$ .

Compact design is safe, easy, and simple to handle.

Low profile radial head allows access where clearance is limited.


Specially designed for heat plate exchanger applications.

Continuously rotating hex drive is faster than hydraulics and more reliable than impacting tools.

Torque reaction is absorbed by means of a reaction stud.

Hex drive size reduces or enlarges with "drop in" hex adapters.

Electric models - Universal AC Input (100-253V / 45-66 Hz) and features LED display (see page 05.4).



Torque Multipliers

### PNEUMATIC

Model	Item #	Torque Ranges		Speed RPM	
		lbf.ft	N.m	Low	High
RCL-36P	210038	435 - 3123	590 - 4235	1	3
RCL-46P	210040	465 - 3344	630 - 4535	1	3
RCL-80P	210182	494 - 3569	670 - 4840	2	6

### DIMENSIONS and WEIGHT

Model	Hex Drive mm	Length in. mm	Width in. mm	Stud Bolts A2 mm A1 mm	Radius mm	Wt. lbs.
RCL-46P	46	17.1 435	7.4 188	- 112 73	73	30.8
RCL-80P	80	17.7 450	9.1 230	160 130	85	46.3

### NOTE!

All Pneumatic Multipliers should use a high quality air filter regulator.

### ELECTRIC

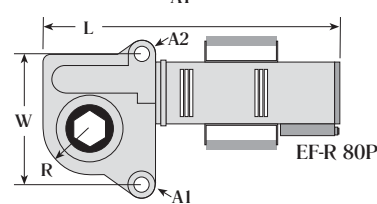
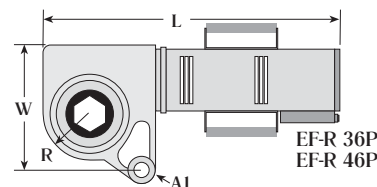
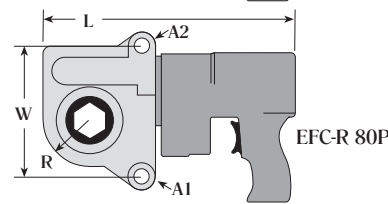
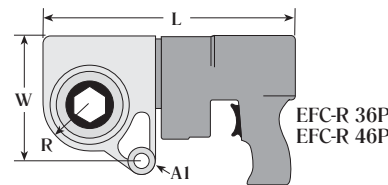
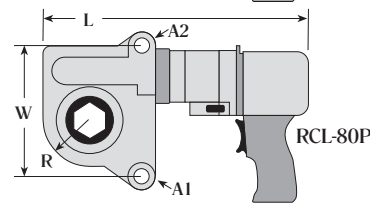
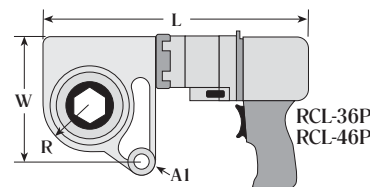
Model	Item #	Torque Ranges		Speed RPM
		lbf.ft	N.m	
EFC-R 36P	210184	413 - 2787	560 - 3780	2
EFC-R 46P	210185	413 - 2787	560 - 3780	2
EFC-R 80P	210186	413 - 2787	560 - 3780	2
EF-R 36P	210187	413 - 2787	560 - 3780	13
EF-R 46P	210188	413 - 2787	560 - 3780	12
EF-R 80P	210189	413 - 2787	560 - 3780	11

### DIMENSIONS and WEIGHT


Model	Hex Dr. mm	Length in. mm	Width in. mm	Stud Bolts A2 mm A1 mm	Radius mm	Wt. lbs.
EFC-R 46P	46	16.7 425	7.4 188	- 112 73	73	33
EFC-R 80P	80	18.7 475	9.1 230	160 130	85	48.5
EF-R 36P	36	19.6 500	6.4 163	- 100 56	56	36.3
EF-R 46P	46	21.6 550	7.4 188	- 112 73	73	41.8
EF-R 80P	80	23.6 600	9.1 230	160 130	85	57.3

### RENTAL!

RG Multipliers are part of our Rental Program. Ask a customer service representative about availability.



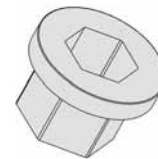
Pneumatic Models Connect With A:



### LCU-2

Provides a controlled supply of filtered, regulated and lubricated compressed air to the Multiplier.

See Page 01.13



### HEX ADAPTERS

Sold Separately. Stock sizes listed. Custom sizes available.

Metric Hex Drive mm			Standard Hex Drive in.		
36	46	80	36	46	80
24mm 216000	36mm 216004	46mm 216020	1 1/16"	1 7/16"	1 13/16"
27mm 216001	41mm 216005	50mm 216021	1 1/8"	1 5/8"	2"
30mm 216002		55mm 216022	1 1/4"		2 3/16"
32mm 216003		60mm 216023	3 3/32"		2 3/8"
		65mm 216024			2 9/16"
		70mm 216025			2 3/4"
					216046
					216047
					216048
					216049
					216050
					216051



# Accessories

## Torque Multipliers



### LCU

This unit is designed to provide a controlled supply of filtered, regulated and lubricated compressed air to the tool. The unit is supplied with a 10 foot hose and one 1/2" NPT connector and 300 PSI Rating. For tools rated at 40 SCFW.

Model: LCU-2  
Pipe Size: 1/2" NPT  
FRL Out Max PSIG: 200  
FRL In Max PSI: 200  
Weight (approx): 7 lbs.  
Output: 1/2" Fem Swivel  
Input: 1/2" NPT male  
Item #061429

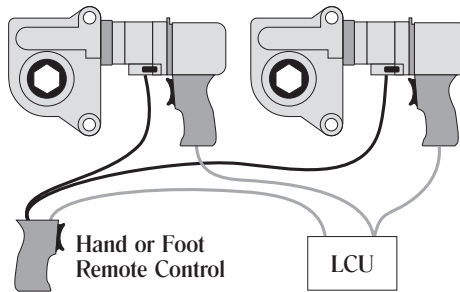


### NOTE!

2-1/2" Dia. Gage: (0-160 PSI with 5 PSI graduation) Liquid Filled

### REMOTE CONTROL

Operate with full control from a safe distance.  
Illustration shows dual tool operation (used in tandem).



### PNEUMATIC

Model	Item #	Remote Control	Operation
FBL	210593	Hand	Single Tool
FBL 2	210596	Hand	Dual Tool
FBL 2	210273	Foot	Dual Tool

### ELECTRIC

Model	Item #	Remote Control	Operation
FBE	210274	Hand	Single Tool
FBE 2	210275	Hand	Dual Tool
FBE 4	210276	Hand	Four Tool



### NOSE EXTENSIONS

Allows Torque Multipliers to be used in confined spaces. Fits over nose in place of normal reaction device. Special orders available.

Square Drive	Spline Dia. mm	Model (Length)	Item #
3/4"	41	NE - 6"	064250
3/4"	41	NE - 9"	064251
3/4"	41	NE - 12"	064253
3/4"	41	NE - 18"	064254
1"	54	NE - 6"	064255
1"	54	NE - 9"	064256
1"	54	NE - 12"	064257
1"	54	NE - 18"	064258
1 1/2"	72	NE - 6"	064259
1 1/2"	72	NE - 9"	064260
1 1/2"	72	NE - 12"	064261
1 1/2"	72	NE - 18"	064262
1 1/2"	91	NE - 6"	064263
1 1/2"	91	NE - 9"	064264
1 1/2"	91	NE - 12"	064265
1 1/2"	91	NE - 18"	064266

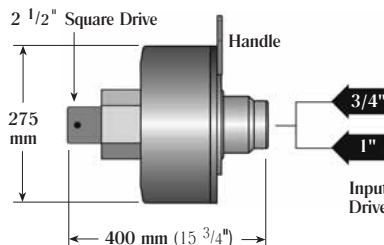
### POWER GEAR

Connect the Power Gear to a torque multiplier and increase output.

Works with: Increase Max. Torque

CLS2/100	33190 lbf.ft / 45000 N.m
CLS45	12540 lbf.ft / 17000 N.m
EF100	33190 lbf.ft / 45000 N.m

Model: G45  
Gear Ratio: 45:1  
Torque Multiplication Ratio: 38-40:1 (variable due to friction)  
Weight: 132 lbs. (60kg)  
Item #210269



### TRIGGER LOCK for CLD, CLS, RCL

Operate hands free, forward and reverse. (not pictured)  
Item# 210590

### RETENTION RING

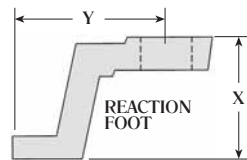
Holds a reaction foot, bar or ring on the Multiplier.



Spline Dia. mm	Item #
41	21-10271
54	21-10273
72	21-10275
91	21-10277

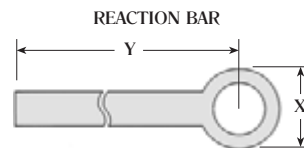
### REACTION DEVICES

To select a device, reference the Multiplier's Spline Diameter and D2 sizes as listed in the specification charts.

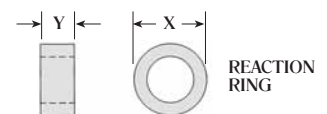


Spline Dia. mm	Dimensions mm				Item #
	D2	X	Y	Item #	
41	85	110	130		213893
54	85	110	130		218077
54	85	115	150		213916*
72	98	156	220		213892
72	123	170	220		213891
72	148	170	220		218074
91	173	174	220		213890

\*Suggested for use above 2000 N.m



Spline Dia. mm	Dimensions mm				Item #
	D2	X	Y	Item #	
41	85	65	240		213903
54	85	80	240		213905
72	98	105	240		213899
72	123	105	240		213900
72	148	105	240		213898
91	173	105	240		213897

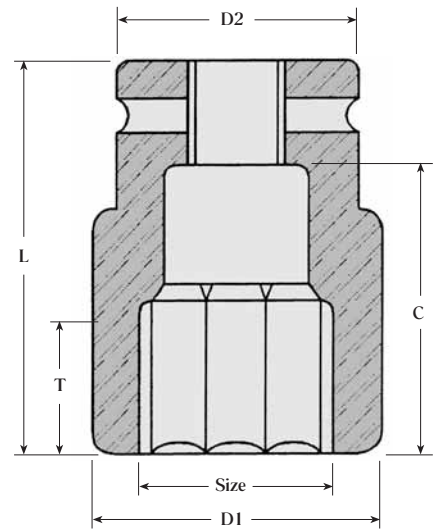


Spline Dia. mm	Dimensions mm				Item #
	D2	X	Y	Item #	
41	85	65	28		213896
54	85	80	28		213917
72	98	110	33		213889
72	123	110	47		213904
72	148	110	47		213895
91	173	130	52		213894
**	275	57	180		213943

\*\*For CLS1700, CLS2/4800, EF2000, EF4000, EFW2000, EFW4000, HG80, HSD2250

# 6 Pt. Impact Sockets

For use with Torque Multipliers



## 3/4" SQUARE DRIVE

Size	Item #	Dimensions in.				
		D1	D2	L	T	C
1	271686	1.614	1.732	1.890	0.512	0.890
1 1/16	271221	1.732	1.732	2.047	0.512	1.047
1 1/8	271631	1.732	1.732	2.047	0.650	1.047
1 1/4	271220	1.929	1.732	2.047	0.650	1.047
1 3/8	271632	2.047	1.732	2.165	0.748	1.165
1 7/16	271223	2.047	1.732	2.205	0.748	1.205
1 1/2	271633	2.126	1.732	2.283	0.866	1.283
1 9/16	271634	2.244	1.732	2.283	0.866	1.283
1 5/8	271225	2.244	1.732	2.283	0.866	1.283
1 3/4	271635	2.480	1.732	2.480	0.995	1.480
2	271232	2.874	2.126	2.598	1.062	1.598

## 1" SQUARE DRIVE

Size	Item #	Dimensions in.				
		D1	D2	L	T	C
2	271614	2.874	2.126	2.756	1.062	1.631
2 1/16	271668	3.071	2.126	2.953	1.181	1.828
2 1/8	271708	3.228	2.126	2.953	1.181	1.828
2 1/4	271636	3.228	2.126	3.071	1.299	1.946
2 3/8	271709	3.386	2.126	3.543	1.378	2.418
2 7/16	271639	3.622	2.126	3.543	1.378	2.418
2 1/2	271640	3.622	2.126	3.543	1.378	2.418
2 9/16	271641	3.622	2.126	3.543	1.378	2.458
2 5/8	271642	3.622	2.126	3.661	1.496	2.536
2 3/4	271644	3.780	3.386	3.740	1.496	2.615
2 7/8	271710	3.937	3.386	3.740	1.614	2.615
3	271717	4.134	3.386	3.780	1.732	2.655

## 1 1/2" SQUARE DRIVE

Size	Item #	Dimensions in.				
		D1	D2	L	T	C
2 3/8	272466	3.622	3.386	3.740	1.378	2.115
2 1/2	270818	3.937	3.386	3.740	1.378	2.115
2 9/16	270865	3.937	3.386	3.740	1.378	2.115
2 5/8	271711	3.937	3.386	3.937	1.496	2.312
2 3/4	272444	4.134	3.386	3.937	1.496	2.312
2 7/8	271712	4.291	3.386	4.134	1.614	2.509
3	272448	4.528	3.386	4.331	1.732	2.706
3 1/8	272445	4.528	3.386	4.331	1.770	2.706
3 3/16	271713	4.764	3.386	4.724	1.850	3.099
3 1/4	272446	4.764	3.386	4.724	1.850	3.099
3 3/8	271714	5.000	3.386	4.724	1.930	3.099
3 7/16	271715	5.000	3.386	4.724	1.930	3.099
3 1/2	271716	5.118	3.386	4.724	1.930	3.099



**EF-SERIES  
INLINE MULTIPLIER**  
with built-in controller  
Page 01.5 & 01.6



**HG  
HAND MULTIPLIER**  
Ideal tool where air and  
electricity aren't easily  
accessible.  
Page 01.10



### **TORQUE ANALYZER & TEST MEASUREMENT CATALOG - MC14**

Ask a Mountz customer service representative for a copy of our Torque Analyzer & Test Measurement Catalog (24 page). (Available in Print or PDF format)

**Torque Analyzers and Transducers  
Test Measurement Equipment  
Multiplexer & Bar Code Reader  
Accessories**



### **ASSEMBLY POWER TOOL CATALOG - MC14**

Ask a Mountz customer service representative for a copy of our Assembly Power Tool Catalog (76 page). (Available in Print or PDF format only)

**Hand Torque Screwdrivers  
Electric Torque Screwdrivers  
Transformers  
Torque Screwdriver Accessories  
Adapters, Bits, Bit Holders, Setters, Sockets**



### **CORPORATE HEADQUARTERS**

1080 North 11th Street  
San Jose CA 95112  
t 408.292.2214  
t 800.456.1828  
f 408.292.2733  
e-mail sales@etorque.com  
www.etorque.com

### **DISTRIBUTION & SERVICE CENTER**

19051 Underwood Road  
Foley AL 36535  
t 251.943.4125  
f 251.943.4979

### **US & CANADA SALES OFFICES**

Anaheim, Boston, Charlotte, Chicago, Cleveland,  
Dallas, El Paso, Los Angeles, Minneapolis, Nashville,  
Phoenix, Seattle, San Jose, Toronto

### **MOUNTZ MEXICO SA de CV**

### **MAIN OFFICE & SERVICE CENTER**

Av. Cristobal Colon #15343  
Col. Paseos de Chihuahua  
Chihuahua, Chih. Mexico CP 31125  
t 614.481.0023  
f 614.481.0053

### **MEXICO SALES OFFICES**

Tijuana, Cd. Juarez, Chihuahua, Reynosa, Monterrey,  
Mexico DF, Guadalajara